All Dielectric Self-Supporting Cable

ID: **N4RI**

ADSS-DQ2Y(ZN)2YT 15kN 6×2,8 max. 72F

This cable is suitable for outdoor aerial use.

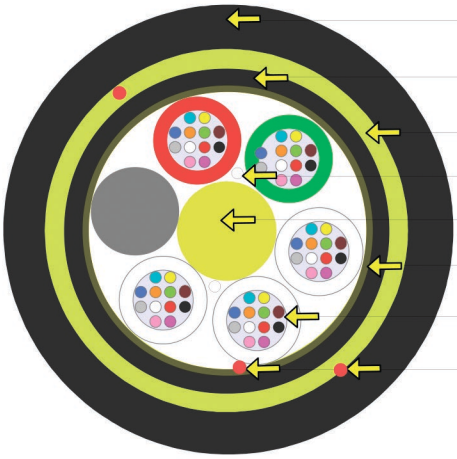

Black PE outer jacket, UV stable *(Other colours available on request)*

Black PE inner jacket, UV stable

Waterblocking aramid yarn

Waterblocking yarn

FRP dielectric central strength member (OD 3,0 mm)

Water-swellable tape

Gel filled PBT loose tube with optical fibres

Ripcord

The picture represents a cable with 60 fibres

Mechanical and Environmental properties

Test		Value	Unit	Method
Cable outer diameter		15,6±0,4	mm	EN 60811-203
Cable weight		203	kg/km	
Outer jacket thickness		2	mm	
Loose tube diameter		2,8	mm	
Max. tensile strength		15	kN	EN 60794-1-21-E1
Max. operation tension		12,5	kN	EN 60794-1-21-E1
Crush resistance test		3000	N	EN 60794-1-21-E3
Impact resistance test		3	Nm	EN 60794-1-21-E4
Min. bend radius (no load)		15	× OD	EN 60794-1-21-E11a
Min. bend radius (load)		20	× OD	EN 60794-1-21-E11b
Moisture resistance test		pass		EN 60794-1-22-F5
Temperature range	Installation	-15 to + 50	°C	EN 60794-1-22-F1
	Operation	-40 to + 70	°C	
	Storage	-40 to + 70	°C	

Cable life time - minimum 30 years

Sheat Marking

Print colour	White
Print method	INK-Jet or Hot-foil
Print legend	Manufacturer's name, job number, type of cable, length marking @ 1 m intervals

Fibre colour coding

According to IEC 60304

1	Red	7	Brown
2	Green	8	Violet
3	Blue	9	Turqoise
4	Yellow	10	Black
5	White	11	Orange
6	Grey	12	Pink

Other fibre colour sequences available on request

Tube colour coding

1	Red
2	Green
3-6	White

in the case of lower number of fibres some tubes are replaced by uncoloured fillers

Other tubes colour sequences available on request

Packing

Depending on ordered put-up lengths



KDP reserves the right to change the values in this document without prior notice.KDP is not responsible for any action taken pursuant to this document.
This document is property of KDP. This document or any of its parts are not alowed to be redistributed without explicit consent of KDP.

All Dielectric Self-Supporting Cable

ID: **N4RI**

ADSS-DQ2Y(ZN)2YT 15kN 6×2,8 max. 72F

SPAN (m)	INSTALATION		NESC LIGHT			NESC MEDIUM			NESC HEAVY		
			sag (m)		load (N)	Sag (m)		load (N)	sag (m)		
	sag (m)	N	horizontal	vertical		horizontal	vertical		horizontal	vertical	load (N)
40	0,6	685	0,77	0,27	2018	0,52	0,71	2434	0,49	0,91	3644
60	0,9	1028	1,25	0,44	2801	0,85	1,16	3350	0,81	1,50	4944
80	1,2	1371	1,77	0,63	3525	1,20	1,65	4206	1,17	2,15	6141
100	1,5	1713	2,31	0,82	4228	1,58	2,17	5005	1,55	2,86	7240
120	1,8	2056	2,88	1,02	4876	1,97	2,71	5769	1,95	3,6	8292
140	2,1	2399	3,47	1,23	5521	2,38	3,28	6498	2,37	4,37	9295
160	2,4	2741	4,08	1,45	6130	2,81	3,87	7194	2,80	5,17	10269
180	2,7	3084	4,71	1,67	6721	3,25	4,47	7873	3,26	6,00	11196
200	3,0	3427	5,35	1,90	7306	3,70	5,09	8549	3,72	6,86	12111
220	3,3	3770	6,01	2,13	7872	4,16	5,73	9193			
240	3,6	4112	6,68	2,37	8433	4,64	6,38	9821			
260	3,9	4455	7,36	2,61	8987	5,12	7,04	10444			
280	4,2	4798	8,06	2,85	9522	5,61	7,72	11063			
300	4,5	5140	8,77	3,10	10052	6,11	8,40	11664			

NESC load situations		Light	Medium	Heavy
Ice thickness	(mm)	0	6,5	12,7
Wind pressure	(N/m)	430	191,5	191,5
Extra force	(N/m)	0,7	2,5	4,4



KDP reserves the right to change the values in this document without prior notice.KDP is not responsible for any action taken pursuant to this document.
This document is property of KDP. This document or any of its parts are not alowed to be redistributed without explicit consent of KDP.